



Head office address: 241 Bradwick Drive, Concord, Ontario, Canada L4K 1K5

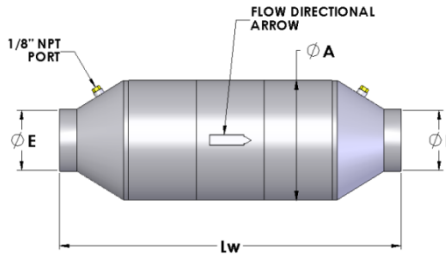
Mailing address: P.O. Box 90, Concord, Ontario, Canada L4K 1B2

Tel: (905) 660-6450 Toll free: 1-800-872-1968 Fax: (905) 660-6435 E-mail: info@dcl-inc.com Website: www.dcl-inc.com

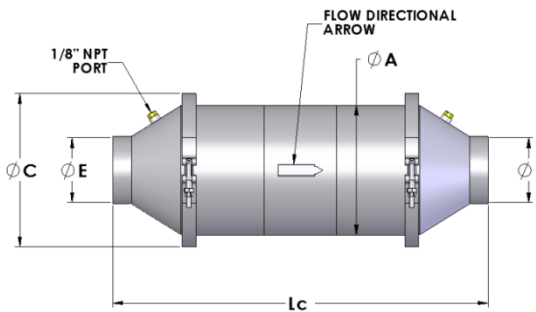
MINE-X® FLOW-THROUGH FILTER DIMENSIONS

	SF4	SF5	SF6	SF7	SF8	SF10	SF12	SF14	SF15	SF16	SF18
Max Engine Power - hp (kW)	38 (28)	63 (47)	100 (75)	146 (109)	200 (149)	295 (220)	420 (313)	533 (397)	667 (497)	853 (636)	1317 (982)
Approx. Weight – DP - lb (kg)	4.0 (1.8)	5.6 (2.5)	8.1 (3.7)	11.5 (5.2)	14.4 (6.5)	-	-	-	-	-	-
Approx. Weight – DQ - lb (kg)	5.0 (2.27)	7.8 (3.5)	10.8 (4.9)	14.3 (6.5)	22.3 (10.1)	32.0 (14.5)	41.1 (18.6)	49.3 (22.4)	63.0 (28.6)	69.0 (31.3)	93.0 (42.2)
A – Diameter - in (mm)	3.12 (79)	4.00 (102)	5.00 (127)	6.00 (152)	7.00 (178)	8.50 (216)	10.12 (257)	11.5 (292)	12.75 (324)	14.5 (368)	17.87 (454)
L _w – Length - in (mm)	15.12 (384)	17.09 (434)	17.48 (444)	18.27 (464)	19.88 (505)	-	-	-	-	-	-
L _c – Length - in (mm)	16.1 (409)	17.6 (447)	18.14 (460.6)	18.84 (478.5)	20.34 (516.7)	25.45 (646.3)	25.45 (646.3)	26.82 (681.2)	29.71 (755)	29.56 (750.8)	32.75 (831.9)
C – Clamp Diameter - in (mm)	4.22 (107)	5.25 (133)	6.25 (159)	7.25 (184)	8.25 (210)	8.25 (210)	8.25 (210)	8.25 (210)	8.25 (210)	8.25 (210)	8.25 (210)
E – Inlet Exhaust Pipe Outside	CUSTOMER SPECIFIED										
F – Outlet Exhaust Pipe Outside											

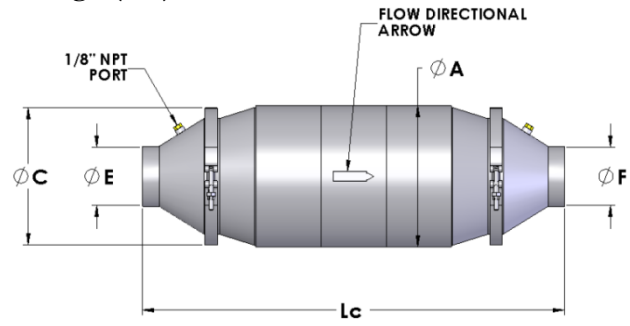
*This chart is for reference use only; contact DCL for final size determination.



MINE-X® FTF Welded Design (DP)



MINE-X® FTF Clamped Design (DQ)
SF4 – SF8



MINE-X® FTF Clamped Design (DQ)
SF10 – SF18

DCL's policy is that of continuous product improvement.
DCL reserves the right to change any information without notice.